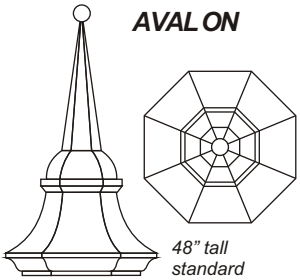
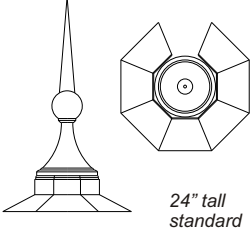
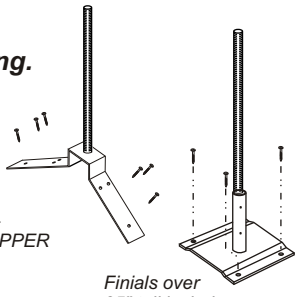
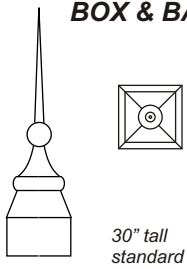
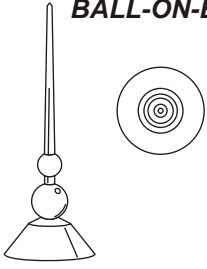
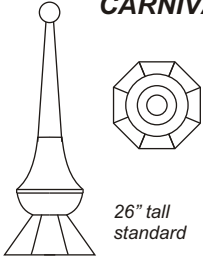
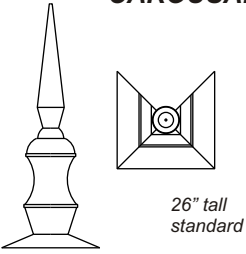
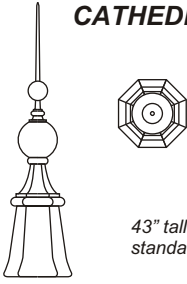
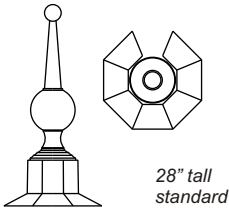
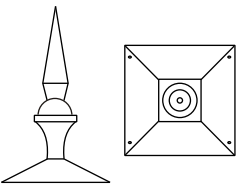
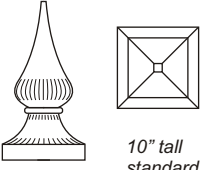
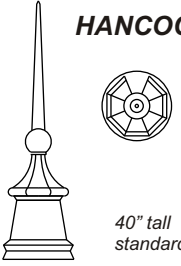
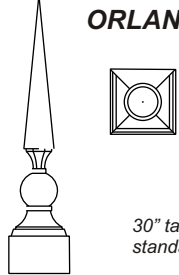
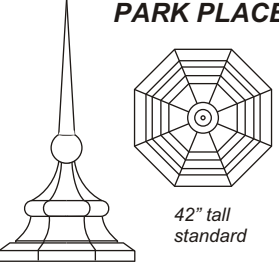
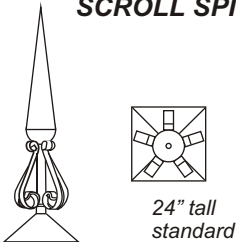
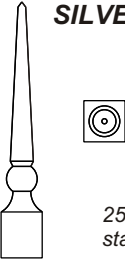
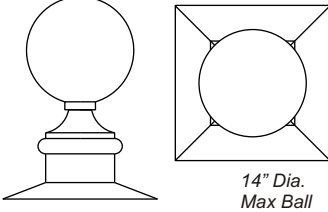


ARCHITECTURAL RAIN LEADERHEADS


<p>BEAUMONT</p>	<p>CAVETTI</p>	<p><i>Our hand crafted rain leader heads can be ordered in a variety of metals. Many styles come in a variety of pattern sizes.</i></p>	
<p>CONCORD</p>	<p>CORTEZ</p> <p>Multiple Patterns</p>	<p>GRESHAM</p>	
<p>HAMPTON</p> <p>Multiple Patterns</p>	<p>IMPERIAL</p> <p>Multiple Patterns</p>	<p>LANCER</p>	<p>MOLINO</p> <p>Multiple Patterns</p>
<p>MONARCH</p> <p>Multiple Patterns</p>	<p>OLD WORLD II</p>	<p>OLD WORLD III</p>	<p>PADRE</p>
<p>TERRINGTON</p>	<p>TROUBARDOUR</p>	<p>VERDE</p> <p>Multiple Patterns</p>	<p>VIKTORE</p>

FINIALS & SPIRES


<p>AVALON</p>  <p>48" tall standard</p>	<p>ARTISAN</p>  <p>24" tall standard</p>	<p><i>Each are hand crafted and can be ordered in a variety of available metals. Several styles are available in different pattern sizes along with the availability for custom sizes and shapes. Finials include a base flange that contours to the specific roof design, and units over 25" tall come with a stainless steel mounting bracket.</i></p> <p>Call for pricing.</p>  <p>Finials over 25" tall include mounting bracket</p>	
<p>BOX & BALL</p>  <p>30" tall standard</p>	<p>BALL-ON-BALL</p> 	<p>MATERIALS</p> <ul style="list-style-type: none"> • COPPER • GALV. STEEL • LEAD/COPPER • ZINC • ALUMINUM <p>FINISHES</p> <ul style="list-style-type: none"> • NATURAL MILL • PATINA ON COPPER • PAINTED • ANTIQUED • PAINT-GRIP STEEL <p>Note: Not all styles are available in all metals. Pricing is based on type of style, type of metal and fit.</p>	
<p>CARNIVAL</p>  <p>26" tall standard</p>	<p>CAROUSAL</p>  <p>26" tall standard</p>	<p>CATHEDRAL</p>  <p>43" tall standard</p>	<p>DERBY</p>  <p>28" tall standard</p>
<p>FP FINIAL</p>  <p>18" tall standard</p>	<p>FLAME SPIRE</p>  <p>10" tall standard</p>	<p>HANCOCK</p>  <p>40" tall standard</p>	<p>ORLANDO</p>  <p>30" tall standard</p>
<p>PARK PLACE</p>  <p>42" tall standard</p>	<p>SCROLL SPIRE</p>  <p>24" tall standard</p>	<p>SILVERADO</p>  <p>25" tall standard</p>	<p>TEMPLE GLOBE</p>  <p>14" Dia. Max Ball</p>

DECORATIVE CHIMNEY TOPS

SIENNA

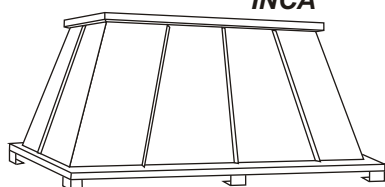


COUNTRY FRENCH

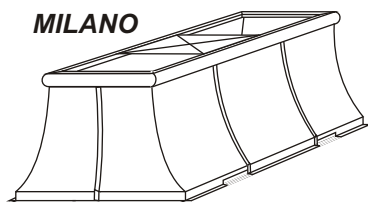


Hand crafted designs that compliment a variety of architectural styles. Each style can be ordered in copper, galvanized steel or pre-painted metal.

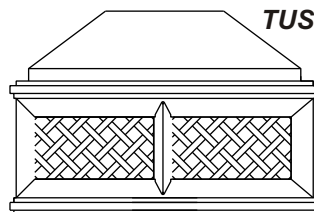
INCA




MILANO



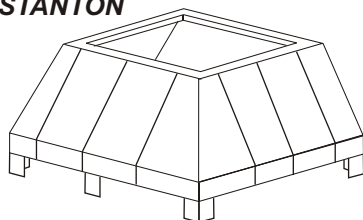
TUSCAN



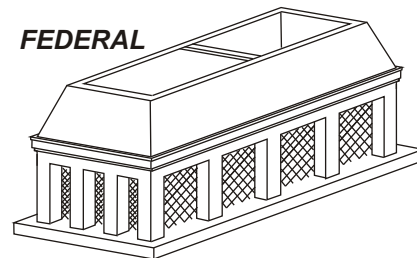
HILLCREST



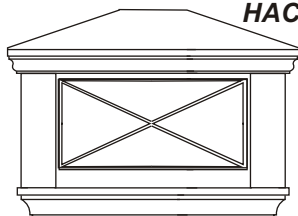
STANTON



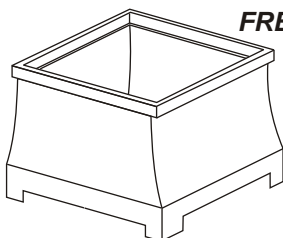
FEDERAL



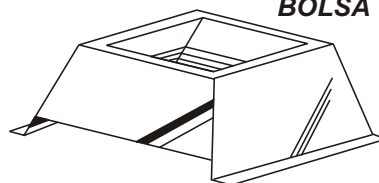
HACIENDA



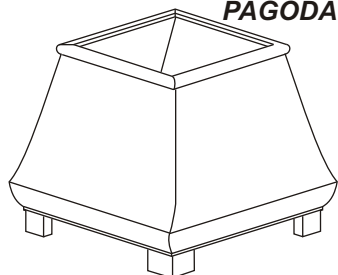
FRENCH



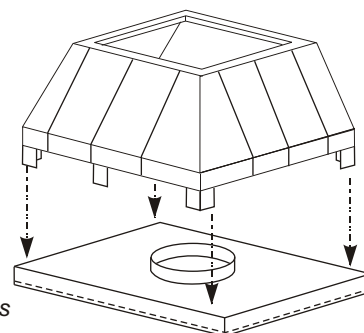
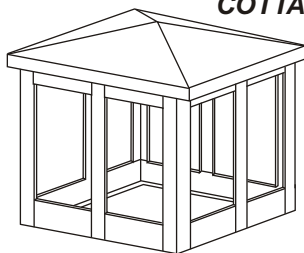
BOLSA



PAGODA



COTTAGE

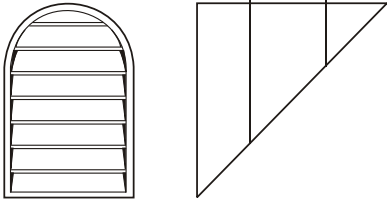


Pricing is based on size and type of material.

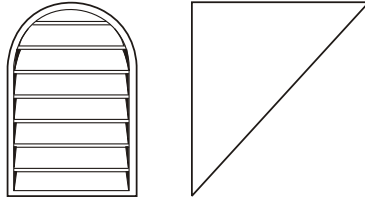
Chimney Cap flashings are sold separately. End user should verify conformance with local building code enforcement agency. Some areas have restrictions regarding the use of decorative shrouds on existing factory-built fireplaces. Installation of this product may void fireplace manufacturers warranty.

ARCHITECTURAL ROOF DORMERS

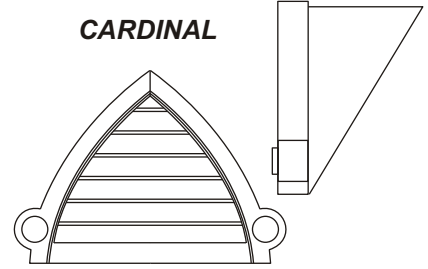
BARREL



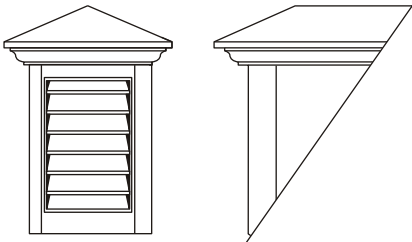
ROUND TOP



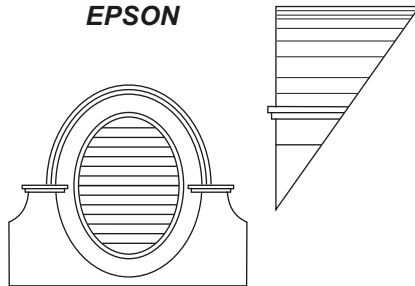
CARDINAL



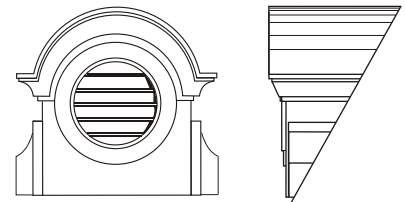
COLONIAL




EPSON



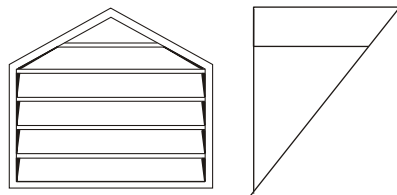
METROPOLITAN



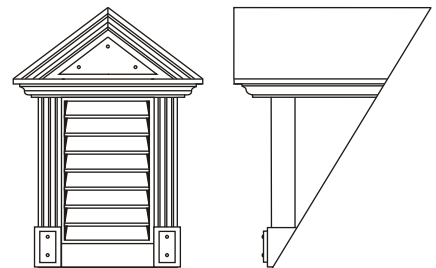
MONTICELLO




PEAK TOP



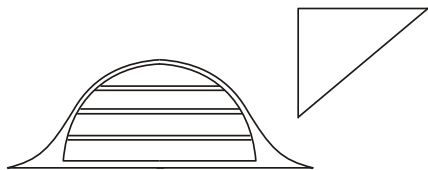
PRESIDENTIAL



TRIANGLE



WINGED



VIENNA

